

**CENTRAL UTAH  
WATER CONSERVANCY DISTRICT**



**WATER MANAGEMENT  
IMPROVEMENT STUDIES**

**DRAFT 2011 SUPPLEMENT  
WATER MANAGEMENT  
IMPROVEMENT PLAN**

TO THE U.S. SECRETARY OF THE INTERIOR  
AS REQUIRED UNDER PL 102-575 SECTION 207 (b)

**JULY 2011**

**WATER MANAGEMENT IMPROVEMENT STUDIES  
WATER CONSERVATION CREDIT PROGRAM  
DRAFT 2011 SUPPLEMENT**



**PREPARED BY:**

D. Heath Clark, P.E.  
Assistant Project Manager  
Central Utah Water Conservancy District  
355 West University Parkway  
Orem, Utah 84058-7303

Telephone: (801) 226-7144  
Facsimile: (801) 226-7150

**UNDER THE DIRECTION OF:**

H. Lee Wimmer, P.E.  
CUPCA Program Manager  
Central Utah Water Conservancy District  
355 West University Parkway  
Orem, Utah 84058-7303

Telephone: (801) 226-7139  
Facsimile: (801) 226-7150

# TABLE OF CONTENTS

## EXECUTIVE SUMMARY

I. THE CENTRAL UTAH PROJECT COMPLETION ACT – TITLE II.....	E-1
II. WATER CONSERVATION CREDIT PROGRAM .....	E-2
III. FULFILLMENT OF LEGISLATIVE INTENT .....	E-2
IV. PROJECT TYPES .....	E-2
V. PROGRESS TOWARDS GOAL .....	E-2
VI. CREDIT PROGRAM PROCESS.....	E-3
A. Application.....	E-3
B. NEPA Compliance.....	E-3
C. Active Inventory .....	E-4
D. Prioritization .....	E-4
VII. CREDIT PROGRAM FUNDING.....	E-4

## CHAPTER ONE - INTRODUCTION

I. THE CENTRAL UTAH PROJECT COMPLETION ACT – TITLE II.....	1-1
A. Water Management Improvement Studies – Section 207.....	1-1
B. Water Conservation Credit Program.....	1-2
II. WATER MANAGEMENT IMPROVEMENT PLAN.....	1-4
III. FULFILLMENT OF LEGISLATIVE INTENT .....	1-4
IV. CONTINUATION OF CREDIT PROGRAM.....	1-5

## CHAPTER TWO - ELIGIBILITY

I. CREDIT PROGRAM ELIGIBILITY .....	2-1
A. Project Types .....	2-1
B. Credit Program Process.....	2-3
C. Saved Water .....	2-3

## CHAPTER THREE – WATER CONSERVATION GOAL

I. INTRODUCCION.....	3-1
II. PROGRESS TOWARDS GOAL .....	3-1
III. GOAL CALCULATION ISSUES.....	3-1
A. ULS Water Recycling.....	3-4
B. Minimum Goal.....	3-4
C. Revisions to the Goal.....	3-4
IV. PRESENTATION OF THE GOAL.....	3-5

## **CHAPTER FOUR – WATER CONSERVATION CREDIT PROGRAM**

I. CREDIT PROGRAM PROCESS .....	4-1
A. Application.....	4-1
B. Application Review .....	4-1
C. District/Applicant Consultation .....	4-1
D. Feasibility Study .....	4-1
E. Feasibility Study Review .....	4-2
F. NEPA Compliance.....	4-3
G. Active Inventory .....	4-3
H. Prioritization .....	4-4
I. Implementation and Assessment.....	4-5
II. CREDIT PROGRAM FUNDING .....	4-5

## **CHAPTER FIVE – PROPOSED CREDIT PROGRAM PROJECTS**

I. FISCAL YEAR 2011 PROJECTS.....	5-1
-----------------------------------	-----

## **CHAPTER SIX – FUNDING AVAILABILITY**

I. AVAILABLE FUNDS.....	6-1
II. ADDITIONAL FUNDS.....	6-1

## **FIGURES**

E-1 Cumulative Water Conservation.....	E-3
2-1 District Boundaries .....	2-2
2-2 Credit Program Process Flow-Chart .....	2-4
3-1 Cumulative Water Conservation.....	3-2

## **TABLES**

1-1 Projects Funded under the Credit Program.....	1-3
3-1 Progress towards the Water Conservation Goal (Projected vs. Actual) .....	3-3

## **APPENDICES**

- A Water Conservation Credit Program Document (under separate cover)
- B Public Hearing and Public Comment for the Draft 2011 Supplement

## LIST OF TERMS AND ABBREVIATIONS

Act	Central Utah Project Completion Act; quotes are in <i>italics</i>
Board	Central Utah Water Conservancy District Board of Directors
Credit Program	Water Conservation Credit Program
CRSP	Colorado River Storage Project
CUP	Central Utah Project
CUPCA	Central Utah Project Completion Act
CUWCD	Central Utah Water Conservancy District
DOI	Department of Interior
FY	Fiscal Year (July 1 through June 30)
goal	CUWCD water conservation goal as mandated in section 207 of the Act
M&I	Municipal and Industrial
NEPA	National Environmental Policy Act of 1969
O&M	Operation and Maintenance
Plan	Water Management Improvement Plan as outlined in section 207 of the Act
Secretary	Secretary of the United States Department of the Interior
SFN	Spanish Fork Canyon - Nephi Irrigation
Study	Feasibility Study, as required through the Credit Program
UBRP	Uinta Basin Replacement Project
WCWEP	Wasatch County Water Efficiency Project
WMIS	Water Management Improvement Studies as outlined in section 207 of the Act

# **EXECUTIVE SUMMARY**

## **INTRODUCTION**

### **I. THE CENTRAL UTAH PROJECT COMPLETION ACT – TITLE II**

This supplement to the Water Management Improvement Plan fulfills part of the requirements of the Central Utah Project Completion Act (Act), Title II of Public Law number 102-575, which was signed into legislation on October 30, 1992. The purpose of the Act is to develop water conveyance and storage facilities to benefit agriculture, municipal and industrial (M&I) water users, recreation, and fish and wildlife. It empowers the Central Utah Water Conservancy District (District) to administer and manage the completion of the Central Utah Project (CUP) originally authorized under the Colorado River Storage Project (CRSP) and authorizes funding to do so. Throughout this document direct quotes from the Act are *italicized* for ease of reference.

### **II. WATER CONSERVATION CREDIT PROGRAM**

The Act defines water conservation measures as actions taken to improve the efficiency of the storage, conveyance, distribution, or use of water, exclusive of dams, reservoirs, or wells. This definition provides the basis for what was considered water conservation and what type of conservation measures would be counted towards achieving the District water conservation goal as established in the Water Management Improvement Plan (Plan) first submitted to the Department of the Interior (DOI) in January 1995. Subsequent updates to the Plan further defined eligible water conservation measures, funding availability, as well as updating the Water Conservation Goal in accordance with the Congressional funding appropriations and the success of previously implemented measures.

Section 207(e)(2) authorized \$50,000,000 in federal funds, increased by applicable construction cost indices (Indexed), to finance up to 65 percent of the cost of implementing water conservation measures within the District. The remaining funding, a minimum of 35 percent, has come from local sources.

The Credit Program serves two purposes. The first purpose is to identify, evaluate and implement water conservation measures so the District can achieve its goal. The second purpose was to allocate the federal funds made available for water conservation projects through Section 207.

This document is a supplement to the Plan containing the updates required to incorporate Public Law 107-366 and the Record of Decision on the Utah Lake System. Previous supplements contain more detail on certain aspects of the Plan not covered in this document. Applicants to the Credit Program will find all the necessary requirements for application and eligibility in this supplement.

### **III. FULFILLMENT OF LEGISLATIVE INTENT**

Since the approval of the Water Management Improve Plan (Plan) in January 1995, the District has successfully implemented the Water Conservation Credit Program with 132 applications received from entities requesting grant funding. From these requests, the Credit Program has allocated the original authorization of \$50,000,000 (plus indexing) to 44 eligible projects.

Section 207 authorized a comprehensive program to improve water management within the service area of the Central Utah Project. Therefore, Credit Program eligibility will be limited to those counties within the District boundaries (Figure 2.1).

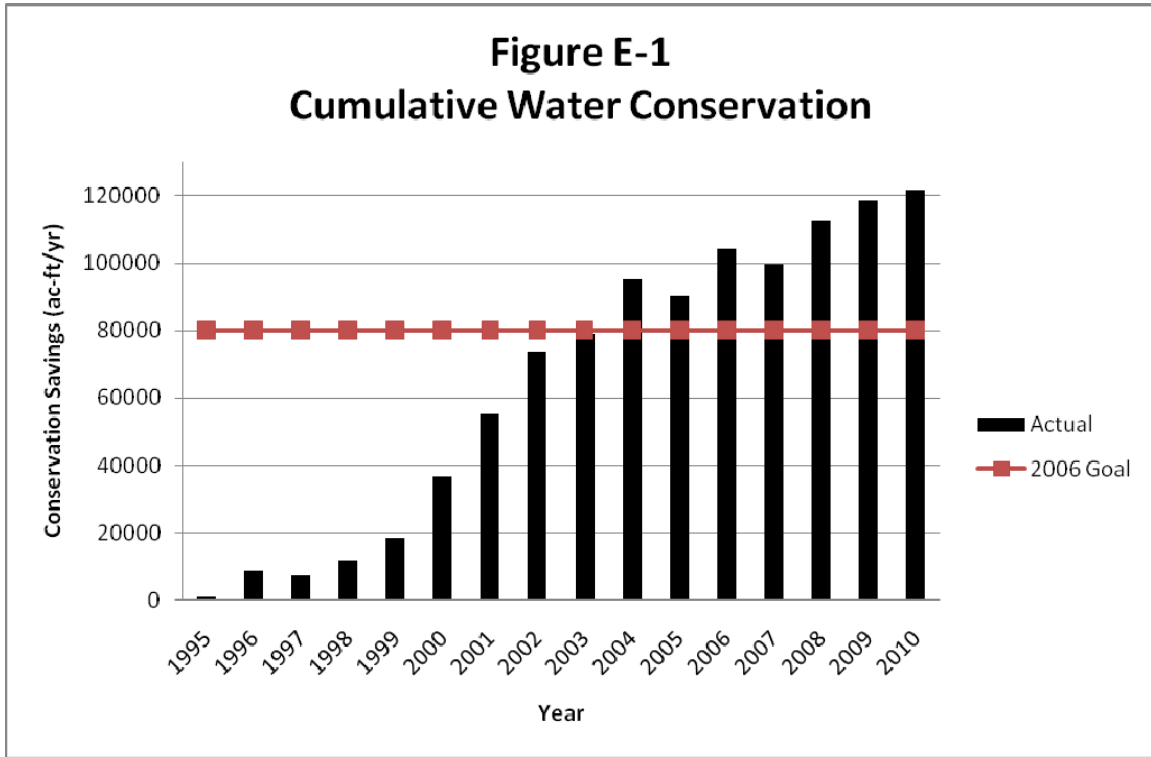
### **IV. PROJECT TYPES**

With the adoption of Public Law 107-366, the Credit Program can now accept applications which focus primarily on “*reverse osmosis membrane technologies, water recycling, and conjunctive use*”. Projects submitted specifically under the categories of water recycling and/or conjunctive use may be permitted to include wells as project features. In addition to NEPA compliance, additional **permitting and approvals may be required for these project types and will need to be in place prior to grant funding.**

### **V. PROGRESS TOWARDS GOAL**

Figure E-1 charts the progress towards the existing water conservation goal of 80,100 acre-feet as presented in the 2006 Supplement to the Water Management Improvement Plan.

Figure E-1  
 Progress towards Credit Program Conservation Goal



## VI. CREDIT PROGRAM PROCESS

This document provides the basis of the updated Credit Program and the process applicants are to follow in order to be eligible for grant funding. Several key steps of the Credit Program process are summarized as follows:

### A. Application

Only project applications on file on March 1<sup>st</sup> of each year will be considered for funding from the following Federal fiscal year appropriations.

### B. NEPA Compliance

In the event that the District determines that the project should be carried forward in the NEPA process, the cost to prepare a Categorical Exclusion will be paid by the District. **If the project requires an Environmental Assessment or an Environmental Impact Statement the District will negotiate the costs and funding requirements with the applicant on a case-by-case basis.**

### C. Active Inventory

**Since the program has been revised, any project listed on the Active Inventory, and not selected for funding prior to June 2011 will need to update their Application and Feasibility Study to conform to the terms and conditions of this document.** In addition, applicants may be required to update their feasibility studies annually to remain eligible for grant funding based on future changes to the Credit Program.

### D. Prioritization

Future projects will be prioritized based on the following criteria (0-5 point scale):

- Quantity of water conserved
- Environmental enhancement
- Reduction in consumptive use of water
- Total cost per quantity of water conserved
- Public interest
- Educational value

Additional points will be awarded to projects based on the following criteria (0-15 points)

- Conserved water dedicated to the District for instream flows.
- Project provides a direct benefit, or is of importance or other CUPCA measures.

Additional points will be awarded to projects based on the following criteria (0-20 points)

- Volume of water for conjunctive management of surface and groundwater resources.
- Volume of recycled water which can be counted and applied directly to the contractual obligations of the District under the Utah Lake System (ULS) project repayment contract.

**Priority in both ranking and funding recommendations will be given to projects determined by the District to be critical to the implementation and success of the ULS project including wastewater recycling. Specifically wastewater recycling projects will be funded ahead of other water conservation projects.**

## VII. CREDIT PROGRAM FUNDING

The federal cost share for implementation of conservation measures shall not exceed 65% of the total project cost. A minimum of 35% of the implementation cost shall be provided by the applicant from **non-federal funds** as the local cost share. Actual federal

cost share and grant funding is determined by the District Board of Trustees as outlined above.

As of fiscal year 2006, the District has committed all available Credit Program funds. It is anticipated that additional funding under Section 1(d) of Public Law 107-366 may be available in subsequent fiscal years.

# CHAPTER 1

## INTRODUCTION

### I. THE CENTRAL UTAH PROJECT COMPLETION ACT – TITLE II

This supplement to the Water Management Improvement Plan fulfills part of the requirements of the Central Utah Project Completion Act (Act), Title II of Public Law number 102-575, which was signed into legislation on October 30, 1992. The purpose of the Act is to develop water conveyance and storage facilities to benefit agriculture, municipal and industrial (M&I) water users, recreation, and fish and wildlife. It empowers the Central Utah Water Conservancy District (District) to administer and manage the completion of the Central Utah Project (CUP) originally authorized under the Colorado River Storage Project (CRSP) and authorizes funding to do so. Throughout this document direct quotes from the Act are *italicized* for ease of reference.

#### A. Water Management Improvement Studies – Section 207

Section 207 of the Act, entitled; "Water Management Improvement", authorized a comprehensive program to study and improve water management within the District. Also included are a Water Pricing Policy Study, the Study of Coordinated Operations, and the Utah Water Conservation Advisory Board. The six stated purposes of Section 207 are:

- *encourage the conservation and wise use of water;*
- *reduce the probability and duration of periods necessitating extraordinary curtailment of water use;*
- *achieve beneficial reductions in water use and system costs;*
- *prevent or eliminate unnecessary depletion of waters in order to assist in the improvement and maintenance of water quantity, quality, and streamflow conditions necessary to augment water supplies and support fish, wildlife, recreation, and other public benefits;*
- *make prudent and efficient use of currently available water prior to any importation of Bear River water into Salt Lake County, Utah; and*
- *provide a systematic approach to the accomplishment of these purposes and an objective basis for measuring their achievement.*

The Act defines water conservation measures as actions taken to improve the efficiency of the storage, conveyance, distribution, or use of water, exclusive of dams, reservoirs, or

wells. This definition, and the stated purposes of Section 207 quoted above, provides the basis for what was considered water conservation and what type of conservation measures would be counted towards achieving the District water conservation goal as established in the Water Management Improvement Plan (Plan) first submitted to the Department of the Interior (DOI) in January 1995. Subsequent updates to the Plan further defined eligible water conservation measures, funding availability, as well as updating the Water Conservation Goal in accordance with the Congressional funding appropriations and the success of previously implemented measures.

Section 207(e)(2) authorized \$50,000,000 in federal funds, increased by applicable construction cost indices (Indexed), to finance up to 65 percent of the cost of implementing water conservation measures within the District. The remaining funding, a minimum of 35 percent, has come from local sources. This section of the legislation authorized an additional \$10,000,000 to *be made available for conservation measures in Wasatch County* and was subsequently made available as part of the Wasatch County Water Efficiency Project.

## **B. Water Conservation Credit Program**

Section 207(b)(5) states that the District shall establish a continuous process for the identification, evaluation, and implementation of water conservation measures. The Act further clarified that it is through this process that the District is to achieve its water conservation goal. The process must be applied to proposed conservation measures in order for them to be credited toward achievement of the goal. To help establish the process, the District created the Water Management Improvement Studies Coordination Committee in 1992. The committee, with representatives from different interests throughout the District, assisted in developing the process. The District has named the process the Water Conservation Credit Program (Credit Program).

The Credit Program serves two purposes. The first purpose is to identify, evaluate and implement water conservation measures so the District can achieve its goal. The second purpose was to allocate the federal funds made available for water conservation projects through Section 207.

While not all conservation measures selected by the District have required federal funds, all conservation measures have been processed under the criteria and guidelines of the Credit Program in order to “credit” their water conservation towards the conservation goal.

Since 1994, the Credit Program has approved funding on 44 projects (2 additional projects had been selected for funding but later withdrew from the program). Table 1-1 lists those projects including the Total Project cost and Ultimate Water Conservation.

Table 1-1  
Projects funded under the Credit Program

No.	Project Name	Total Project Cost	Credit Program Dollars Approved	Ultimate Annual Conservation (ac-ft)	Ultimate Annual Recycling (ac-ft)
712	West Ridge Golf Course and Commerce Park Irrigation	\$373,740	\$242,931	726	
713	Draper Pressure Irrigation Project	\$10,832,200	\$408,012	5,179	
716	Lindon Pressurized Secondary Irrigation System	\$3,498,888	\$1,899,011	5,193	
717	Sunshine Pipeline Project	\$1,148,925	\$375,446	1,100	
721	Alpine Dry Creek/Fort Canyon Pipeline Project	\$456,600	\$241,200	3,600	
724	Water Cooling Tower for Terra Diamond	\$33,960	\$15,000	22	
732	Salt Lake County Runoff Groundwater Recharge	\$12,708,500	\$0	5,800	
733	Kay Family Farm Sprinkler Irrigation Project	\$34,737	\$14,053	63	
734	Strawberry West Mountain Sprinkler Irrigation Project	\$682,547	\$403,013	626	
735	Wasatch County Water Efficiency Project	\$16,258,706	\$11,568,159	23,000	
738	Econs/PacifiCorp Multi-Family Retrofit Project	\$1,509,459	\$347,176	277	
739	Riverton City Secondary Water System Improvements	\$6,857,000	\$4,457,050	10,390	
745	Provo Lion's and South Fork Parks Secondary Systems	\$94,642	\$13,405	45	
746	Provo Kiwanis Park Secondary Systems	\$52,321	\$7,411	55	
756	Levan West Sprinkler Project	\$4,586,977	\$1,740,000	3,750	
758	Mona Pressurized Secondary Project	\$807,000	\$524,550	919	
764	Wiser Water Use in Salt Lake City	\$37,110	\$22,700	18	
765	Development of Landscape Education Package	\$54,500	\$33,000	26	
768	Island Ditch Pipeline Project	\$1,428,940	\$930,000	1,748	
770	East Juab Water Efficiency Project	\$10,833,000	\$6,260,000	6,785	
782	Manti Pressurized Irrigation System Improvements	\$2,952,000	\$1,900,000	4,820	
794	Highland City Pressurized Irrigation System	\$11,125,749	\$5,451,067	10,472	
798	Thanksgiving Point Water Conservation Project	\$557,279	\$362,661	538	
802	Alpine City Secondary Irrigation System	\$5,777,207	\$3,328,930	2,917	
806	Pleasant Grove Pressure Irrigation & Telemetry System	\$2,738,140	\$1,097,775	1,681	
809	Magna Water Company Secondary Water System	\$1,453,485	\$700,000	3,618	
812	Jordan Valley WCD Water Conservation Project	\$3,675,000	\$2,388,750	1,876	
813	Orchard Mesa Canal Piping Project	\$400,000	\$260,000	975	
814	Timpanogos Canal Piping Project	\$1,540,000	\$1,000,000	1,004	
824	Upper East Union Canal Piping Project	\$2,870,000	\$1,865,000	1,777	
825	Spanish Fork City Secondary Water System	\$18,085,900	\$5,000,000	6,093	
826	Salt Lake City Conservation and Education Project	\$317,314	\$200,000	157	
828	Payson City Secondary	\$5,013,445	\$2,500,000	5,723	
829	Pleasant Grove City Secondary Phase III	\$16,730,821	\$5,000,000	4,821	
830	Santaquin City Secondary System	\$7,804,600	\$5,000,000	4,092	
832	Central Utah WCD Demonstration/Education Gardens	\$1,760,000	\$700,000	6	
833	Salem City Secondary System	\$9,631,000	\$5,000,000	7,550	
836	Provo Reservoir Canal Piping Project	\$145,000,000	\$39,000,000	8,000	
837	Mapleton Springville Pipeline	\$28,179,804	\$4,916,248	1,000	
838	Mapleton City Secondary System	\$7,951,100	\$5,000,000	1,202	
839	East Juab Water Efficiency Project II	\$4,215,000	\$0	3,100	
841	Roosevelt City Secondary – Golf Course Filters	\$238,500	\$155,025	600	
843	Santaquin City Water Reclamation Facility	\$16,894,000	\$500,000		1,150
846	Wasatch County Water Efficiency Project Supplemental Improvements	\$3,495,000	\$2,271,750	3,000	

## **II. WATER MANAGEMENT IMPROVEMENT PLAN**

Section 207(b) of the Act directed the District to prepare a Water Management Improvement Plan (Plan).

*The District, after consultation with the State and with each petitioner of project water, shall prepare and maintain a water management improvement plan. The first plan shall be submitted to the Secretary by January 1, 1995. Every three years thereafter the District shall prepare and submit a supplement to this plan. The Secretary shall either approve or disapprove such plan or supplement thereto within six months of its submission.*

The original Plan was submitted to the Secretary of Interior on January 1, 1995. Supplements to the Plan have been submitted as required thru 2006. Annual Reports are submitted January 1 of each year a Supplement to the Plan is not required and will continue to be submitted thru the life of the approved conservation measures.

This document is an abbreviated supplement to the Plan containing only certain updates required to incorporate Public Law 107-366 and the Record of Decision on the Utah Lake System. Previous supplements contain more detail on certain aspects of the Plan not covered in this document.

## **III. FULFILLMENT OF LEGISLATIVE INTENT**

Since the approval of the Water Management Improve Plan (Plan) in January 1995, the District has successfully implemented the Water Conservation Credit Program with 132 applications received from entities requesting grant funding. From these requests, the Credit Program has allocated the original authorization of \$50,000,000 (plus indexing) to 35 eligible projects.

As part of the 1995 Plan, a goal of 39,294 acre-feet of water conservation by the year 2010 was established. This goal was later updated in the 1998, 2001, 2004, and 2006 Supplements to a current goal of 80,100 acre-feet of water conservation by the year 2033.

In the 2011 Annual Report submitted to DOI, it was reported that the conservation measures funded under the Credit Program had conserved 121,836 acre-feet of water during the 2011 calendar year. The success of the Credit Program is readily apparent in that the water conservation goal established in the 2006 Plan Update had been exceeded by over 40,000 acre-feet well ahead of schedule. While there may be some minor fluctuations in the amount of annual conservation over the remaining years, the Credit Program is meeting its goals and fulfilling its intent.

#### **IV. CONTINUATION OF CREDIT PROGRAM**

The Credit Program has successfully fulfilled its intent and the original authorization has been expended through funding conservation measures. On December 19, 2002, public law 107-366 was enacted which provided additional authorization for section 207 making it possible for the District to continue offering grant funding under an updated Water Conservation Program. The remainder of this document outlines the procedures, policies and funding availability for the Credit Program

## CHAPTER 2

### PROGRAM ELIGIBILITY

#### I. CREDIT PROGRAM ELIGIBILITY

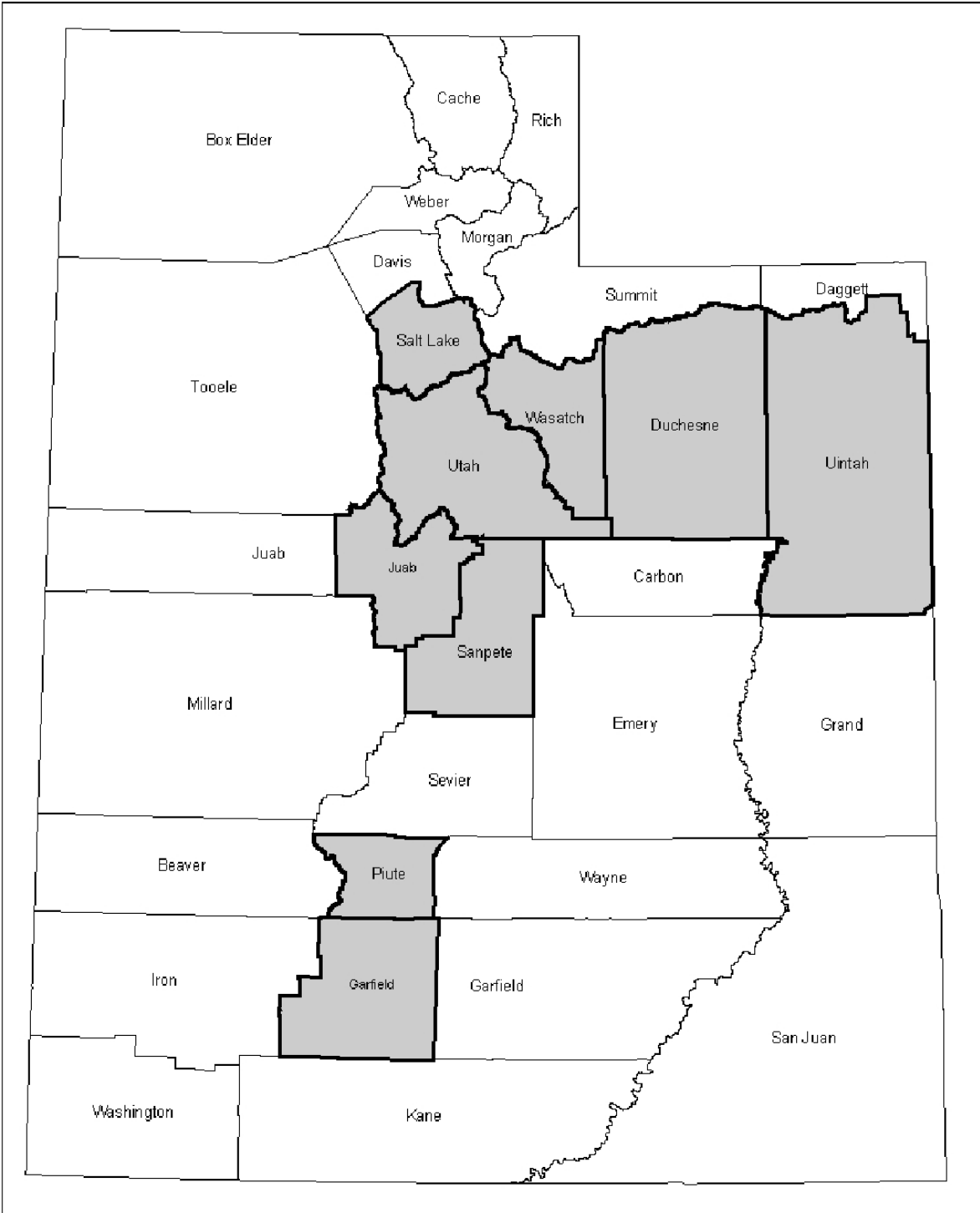
Section 207 authorized a comprehensive program to improve water management within the service area of the Central Utah Project. Therefore, Credit Program eligibility will be limited to those counties within the District boundaries (Figure 2.1).

##### A. Project Types

As discussed in Chapter 1, the Act defined water conservation measures as actions taken to improve the efficiency of the storage, conveyance, distribution, or use of water, exclusive of dams, reservoirs, or wells. Of the 44 projects selected for implementation through the Credit Program almost half have been secondary irrigation systems in nature. Flood to sprinkler irrigation conversions and canal lining/piping projects are the next largest project grouping. With the adoption of Public Law 107-366, the Credit Program can now accept applications which focus primarily on “*reverse osmosis membrane technologies, water recycling, and conjunctive use*”. Projects submitted specifically under the categories of water reuse and/or conjunctive use may be permitted to include wells as project features. In addition to NEPA compliance, additional **permitting and approvals may be required for these project types and will need to be in place prior to grant funding.**

Recycling projects will be required to document an existing National Pollutant Discharge Elimination System (NDPES) discharge permit as funding is not available for the construction, enlargement, or rehabilitation of a wastewater treatment facility. Credit Program grant funding may be available for the construction of additional treatment facilities required to incorporate recycled water into the applicants water supply.

Figure 2-1  
District Boundaries



## **B. Credit Program Process**

Applicants will be required to follow the process outlined in Chapter 4 which includes an application, a feasibility study and environmental review, and a public process presenting project rankings and funding recommendations. Applicants can discuss their projects with District staff and prepare their feasibility studies at any time during the year. However, only project applications on file on March 1<sup>st</sup> of each year will be considered for funding from the following Federal fiscal year appropriations. Figure 2-2 provides a flow-chart of the Credit Program process.

## **C. Saved Water**

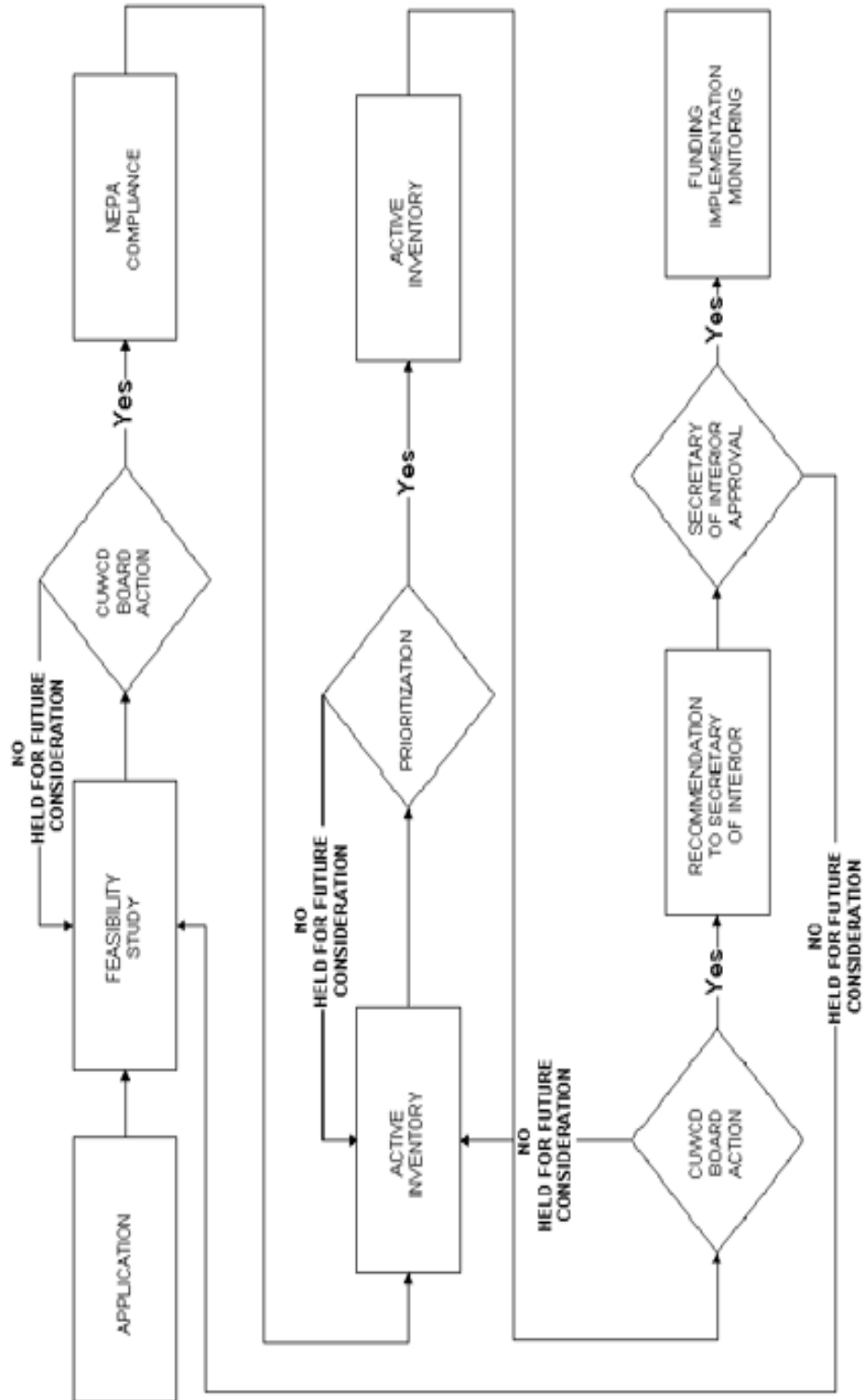
The Act outlines the possible uses of saved water in section 207 (b)(4):

*All water saved by any conservation measure implemented by the District or a petitioner of project water...may be retained by the District or the petitioner of project water which saved such water for its own use or disposition.*

Based on this guidance, water conserved through the Credit Program can be retained by the entity which conserved the water for its own use or disposition. It is anticipated that most of the applications to the Credit Program will propose to retain the conserved water. Proposed uses include applying the saved water to reduce shortages by extending water supplies. For agriculture, saved water may be used for late summer irrigation when normal supplies are depleted. Saved water can also be used to meet future M&I water needs. By extending existing water supplies, the need to develop new sources is reduced.

One of the ranking criteria described later in this document rewards a project for dedicating water to the District who will in turn dedicate a like sum to the Secretary of the Interior (DOI) to be used for instream flows. This water supply is to be identified in the Feasibility Study and should be a supply that can currently be stored or regulated in a federal water facility. Questions concerning eligible water supplies which meet this criteria should be directed to the Credit Program Manager.

Figure 2-2  
Credit Program Process Flow-Chart



## **CHAPTER 3**

### **WATER CONSERVATION GOAL**

#### **I. INTRODUCCION**

Section 207(b)(1)(A) of CUPCA states that an annual water conservation goal must be established for CUWCD. Water conservation is of very importance to CUWCD and is a major goal of the Credit Program. Each applicant to the program will be required to demonstrate how their project plans to conserve water under the definitions of this program as well as document that conservation continues over a 25 year period. The Credit Program will track the actual water conservation and compare it to the volume of projected savings presented in the final feasibility study as a means of accountability for the grant funding as well as provide a measure of the success of the program. The conservation goal established by this program will apply to projects funded under the criteria presented in Chapter 4 of this document, and progress towards that goal will be reported to the Department of the Interior (DOI) each year under a separate reporting process.

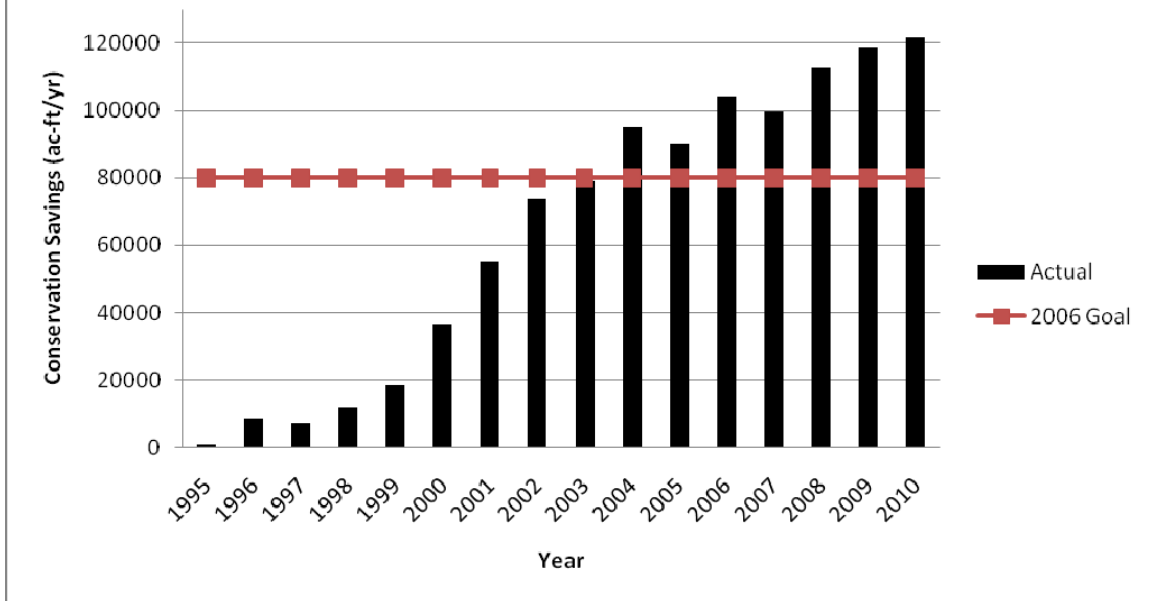
#### **II. PROGRESS TOWARDS GOAL**

As part of the funding contracts, successful applicants to the program are required to document their yearly water conservation. This reporting is compared to the projected water savings as presented in the Final Feasibility Study. A program wide Annual Report is submitted to DOI at the end of each calendar year documenting the progress towards the Credit Program water conservation goal. Figure 3-1 charts the progress towards the existing water conservation goal as presented in the 2006 Supplement to the Water Management Improvement Plan. Table 3-1 documents the 'Projected' and 'Actual' water conservation of each of the 44 projects funded under the program.

#### **III. GOAL CALCULATION ISSUES**

As this document establishes the basis of the updated Credit Program, a new water conservation goal needs to be developed. Achievement of the goal will depend on the quality and quantity of projects which receive funding from this program as well as Congressional appropriation of program funds. It is anticipated that this program will continue to conserve M&I water in the future as petitioners of CUP water under the ULS project will be required to reduce per capita water use by 25% by the year 2050. The following issues are to be considered in the revision of the water conservation goal.

**Figure 3-1**  
**Cumulative Water Conservation**



**Table 3-1  
Water Conservation Credit Program - Progress to the Year 2033 Water Conservation Goal**

Fiscal Year	Project #	Project Name	Annual Acre-Feet of Water Conserved																
			1995	1996	1997	1998	1999	2000	2001	2002	2003	2004	2005	2006	2007	2008	2009	2010	
1995	712	West Ridge Golf Course Irrigation Project	415	290	316	576	576	931	623	405	377	309	420	490	470	295	555	510	
	724	Terra Diamond Water Cooling Tower	0	1	2	4	4	8	8	6	6	6	7	6	6	5	3	4	
	734	Strawberry West Mountain Sprinkler Irrigation Project	565	618	621	626	624	639	640	612	588	583	594	578	504	605	599	479	
1996	713	Draper Pressure Irrigation		5,018	5,056	5,198	5,115	6,362	5,000	4,718	5,399	3,587	3,894	5,217	5,781	5,927	6,002	5,290	
	717	Sunshine Pipeline Project		960	984	847	935	1,111	1,111	1,313	1,260	1,260	1,498	1,415	1,260	1,015	1,206	1,225	
	721	Alpine Dry Creek/Fort Canyon Pipeline Project		1,837	330	3,686	3,798	2,111	1,826	2,340	1,886	2,459	0	0	0	0	0	2,543	
	733	Kay Family Farm Sprinkler Irrigation Project		63	63	63	63	76	58	58	76	66	66	69	69	69	69	69	
	745	Provo Lion's and South Fork Parks Secondary Systems		13	17	22	19	21	19	32	34	24	34	19	34	37	30	33	
	746	Provo Kiwanis Park Secondary System		0	3	0	31	52	67	44	51	44	44	44	66	66	49	52	
	764	Wiser Water Use in Salt Lake City		18	18	18	18	18	18	18	18	18	18	18	18	18	18	18	
	765	Development of Landscape Education Package		0	0	26	26	26	26	26	26	26	26	26	26	26	26	26	
1997	732	Salt Lake County Runoff Groundwater Recharge					1,328	5,282	5,800	5,800	5,800	5,800	5,800	5,800	5,800	5,800	5,800	5,800	
	735	Wasatch County Water Efficiency Project						1,220	13,560	24,492	25,376	35,471	27,121	31,602	22,672	32,296	34,843	26,689	
	768	Island Ditch Pipeline Project					1,747	1,779	1,891	1,198	1,767	1,880	2,034	1,800	1,836	1,859	1,850	1,686	
	782	Manti Pressurized Irrigation System Improvements						2,065	4,500	4,820	4,900	4,900	5,900	5,900	4,950	4,920	5,450	5,450	
1998	739	Riverton City Secondary Water System Improvements						432	3,287	4,102	4,604	4,219	5,890	6,106	8,195	6,671	5,768	7,339	
	770	East Juab Water Efficiency Project					3,393	5,105	5,105	5,105	5,100	5,100	7,229	7,229	7,229	7,229	7,229	7,229	
	798	Thanksgiving Point Water Conservation Project				647	647	723	0	1,215	1,317	1,300	1,297	1,584	1,564	1,533	1,192	882	
1999	738	Econs/PacificCorp Multi-Family Retrofit Project					277	268	268		2,379	2,790	3,582	4,683	4,853	4,310	4,946	4,434	4,666
	802	Alpine City Secondary Irrigation Project									2,379	2,790	3,582	4,683	4,853	4,310	4,946	4,434	4,666
	806	Pleasant Grove Pressure Irrigation & Telemetry System Phase I&II						157	425	526	649	910	1,184	1,467	1,983	1,508	1,520	1,248	
2000	716	Lindon Pressurized Secondary Irrigation System						3,179	2,847	3,521	3,834	3,846	3,357	3,514	4,910	4,470	4,046	4,187	
	794	Highland City Pressurized Irrigation System						3,160	3,477	3,615	3,824	4,129	2,512	4,039	5,467	5,140	5,337	7,692	
	812	Jordan Valley Water Conservation Project						157	157	157	157	157	157	157	157	157	157	157	
	758	Mona Pressurized Secondary Irrigation Project							843	1,364	1,364	1,364	1,364	1,370	1,370	1,370	1,370	1,370	
2001	812	Jordan Valley Water Conservation Project							314	314	314	314	314	314	314	314	314	314	
	813	Orchard Mesa Canal Piping Project							1,292	2,785	2,400	2,174	2,430	2,694	2,065	2,253	2,291	4,113	
	814	Timpanogos Canal Piping Project					1,771	2,211	2,271	1,880	1,732	1,903	1,996	1,962	1,949	1,951	1,588		
2002	812	Jordan Valley Water Conservation Project								236	236	236	236	236	236	236	236	236	
	809	Magna Water Company Secondary Water System											267	316	350	338	302	1,428	
2003	812	Jordan Valley Water Conservation Project									157	157	157	157	157	157	157	157	
	822	Salt Lake City Water Conservation and Education									157	157	157	157	157	157	157	157	
	825	Spanish Fork City Secondary Water System									2,240	2,862	2,868	3,761	3,798	3,503	4,502	6,320	
2004	812	Jordan Valley Water Conservation Project									157	157	157	157	157	157	157	157	
	824	Upper East Union Piping Project									2,652	2,745	2,479	2,670	2,827	2,719	3,076		
	828	Payson City Secondary Irrigation									3,219	3,296	3,347	3,448	3,467	3,451	3,489		
	829	Pleasant Grove Pressure Irrigation Phase III													2,595	3,244	3,654		
2005	812	Jordan Valley Water Conservation Project										157	157	157	157	157	157	157	
	832	CUWCD Demonstration & Education Garden												6	6	6	6		
	830	Santaquin City Secondary Irrigation												244	827	1,185	1,248		
2006	812	Jordan Valley Water Conservation Project										698	698	698	698	698	698		
	756	Levan West Sprinkler Project										4,254	4,369	5,731	6,767	4,163			
2008	833	Salem City Secondary Irrigation													0	1,114	1,373		
	837	Mapleton Springville Pipeline													1,000	1,000	1,000		
2009	836	Provo Reservoir Canal																	
	839	East Juab Water Efficiency Project Phase II																	
	841	Roosevelt City Secondary Project - Golf Course															396	490	
2010	838	Mapleton City Secondary System																	
	846	Wasatch County Water Efficiency Project Supplemental Improvements																3,000	

<b>ACTUAL TOTALS</b>	980	8,818	7,410	11,713	18,601	36,653	55,373	73,740	78,855	94,969	90,186	104,392	99,834	112,703	118,725	121,836
																No Annual Report submitted

## A. ULS Water Recycling

Section XI (B) of the ULS Amendatory Repayment Contract 04-WC-40-120, dated June 15, 2005, states:

*Commencing with the year 2016 and continuing until the year 2033, the District shall demonstrate its annual progress towards recycling 18,000 acre feet by the year 2033 and shall continue to maintain the recycling of 18,000 acre feet from 2034 through 2050.*

Annual progress towards the recycling goal will be determined by the District meeting the following water recycling schedule as set forth in contract 04-WC-40-120:

Water Recycling Schedule			
Year	Volume (acre-feet)	Year	Volume (acre-feet)
2016	1,000	2026	11,000
2017	2,000	2027	12,000
2018	3,000	2028	13,000
2019	4,000	2029	14,000
2020	5,000	2030	15,000
2021	6,000	2031	16,000
2022	7,000	2032	17,000
2023	8,000	2033	18,000
2024	9,000	2034-2050	18,000
2025	10,000		

## B. Minimum Goal

The minimum water conservation goal will be the goal of 80,100 acre-feet by 2033 as outlined in the 2006 Supplement to the Water Management Improvement Plan.

## C. Revisions to the Goal

Subsequent revisions to the water conservation goal can be made through a supplement to this document which will be presented to the public and will require final approval by DOI. Updates to the goal will be determined by the District and be based on the success of projects receiving grant funding as well as projections of future funding. The ability to achieve the conservation goal is directly linked to Congressional appropriation of the funds necessary to implement future applications.

Subsequent revisions to the goal will be based on the following calculation:

- The program will reach a benchmark of 50% of the goal in 2019 based on the water recycling commitments made in the ULS repayment contract being met in 2033.
- Program will reach 100% of goal in 2033 which incorporates the ULS water recycling contract.

There are no provisions in the Credit Program to reduce the water conservation goal, however, the entire program including the water conservation goal is conditioned upon Congressional appropriation of funds in a timely manner.

#### IV. PRESENTATION OF THE GOAL

The water conservation goal **will remain at 80,100 acre-feet by the year 2033**. This goal includes the minimum of 62,100 acre-feet plus the 18,000 acre-feet of the water recycling committed to under the ULS repayment contract. The following table outlines how compliance with this goal will be monitored on a yearly basis.

Water Conservation Goal			
Year	Volume (acre-feet)	Year	Volume (acre-feet)
2006-2015	62,100	2025	72,100
2016	63,100	2026	73,100
2017	64,100	2027	74,100
2018	65,100	2028	75,100
2019	66,100	2029	76,100
2020	67,100	2030	77,100
2021	68,100	2031	78,100
2022	69,100	2032	79,100
2023	70,100	2033	80,100
2024	71,100		

## **CHAPTER 4**

### **WATER CONSERVATION CREDIT PROGRAM**

#### **I. CREDIT PROGRAM PROCESS**

As part of the development of the Water Conservation Credit Program, the District produced and published (July 1993) a document which presents and explains the Credit Program entitled "The Water Conservation Credit Program". This document described the Credit Program process in detail. Supplements to this document were published in March of 1995, January of 1998, June of 2001, January of 2004, and January of 2006. Each of these supplements modified the water conservation goal, adjusted project eligibility, and modified the ranking criteria as necessary in order to successfully continue the program. As outlined in previous chapters, the original authorization of \$50,000,000 (plus indexing) has been committed to Credit Program projects thru fiscal year 2008. However, Section 1(d) of Public Law 107-366 amended the original CUPCA legislation to allow for the possible use of unexpended funds under Section 207 from other authorized but not implemented units of the CUP not already allocated to other CUPCA projects (Uinta Basin Replacement and the Utah Lake System projects).

This document provides the basis of the updated Credit Program and the process applicants are to follow in order to be eligible for grant funding. The elements or steps of the Credit Program process are summarized as follows (more detailed information on the process is outlined in Appendix A of this document).

#### **A. Application**

The application begins the process of identifying water conservation measures. By completing and submitting an application, the applicant notifies the District of a potential water conservation project that may help to meet the water conservation goal. Applicants can discuss their projects with District staff and prepare their feasibility studies at any time during the year. However, only project applications on file March 1<sup>st</sup> of each year will be considered for funding from the following Federal fiscal year appropriations.

#### **B. Application Review**

In reviewing the applications the District evaluates: 1) if the proposed project appears to qualify as a water conservation measure; 2) if the applicant appears to control the water right(s), or is applying on behalf of, or in conjunction with, the holder of the water right(s) affected by the proposed measure; 3) if the funding request is within the federal

participation limit; and 4) what additional approvals/permits may be required to implement the project.

### **C. District/Applicant Consultation**

Based on the application review, the applicant may be encouraged to continue the Credit Program process by preparing a Feasibility Study. Additional information and guidelines will be made available to the applicant concerning the preparation of a Feasibility Study.

### **D. Feasibility Study**

The purpose of the Feasibility Study (Study) is to assist the District in determining the feasibility of a proposed water conservation project. The Study must identify the amount of water conservation which will be applied to the water conservation goal and the possible environmental effects resulting from implementation of the project. The District will use this information to evaluate proposed projects for continuation in the Credit Program as well as to determine the type and extent of NEPA compliance that will be required to evaluate the proposed project.

The applicant will be required to submit a 90% Draft Feasibility Study to the District for review as outlined below. Comments or questions raised during this review process will need to be addressed in the Final Feasibility Study. The District will also initiate an environmental review process as this time to address the level of NEPA compliance required on the project.

### **E. Feasibility Study Review**

The following factors will eliminate a water conservation project from the Credit Program. The first three factors are requirements of the Act:

1. The project creates a significant adverse impact to the financial integrity of the District or the petitioner of project water (section 207 (b)(2)(B)). The District and affected petitioners will be given the opportunity to evaluate each conservation project. If the District or a petitioner demonstrates that a project has a significant adverse financial impact on itself, the project will be rejected.
2. The project or proposed use of saved water is not consistent with State law (Section 207 (b)(3)).
3. The measure is found [not] to be cost effective (Section 207 (b)(2)(B)).

4. The total amount of water conservation credit proposed is less than 1,000 acre-feet per year.
5. The measure's implementation schedule does not allow for 100 percent of the water conservation goal to be realized.

The District has reserved the right to make exceptions to the last two factors if it can be demonstrated that so doing would be in the District's best interest.

## **F. NEPA Compliance**

Section 207(b)(3)(B) of the Act directs the District to implement conservation measures that are environmentally acceptable and for which the requirements of the National Environmental Policy Act of 1969 [NEPA] have been satisfied. The District will manage the NEPA compliance process as set forth in the District NEPA Handbook, perform the necessary studies, and prepare documents using a combination of its staff, consultants, and the resources of the applicant as appropriate. In the event that the District determines that the project should be carried forward in the NEPA process, the cost to prepare a Categorical Exclusion will be paid by the District. **If the project requires an Environmental Assessment or an Environmental Impact Statement, the District will negotiate the costs and funding requirements with the applicant on a case-by-case basis.**

The District believes that the Credit Program process establishes the requisite balance between social, economic, environmental, and financial considerations. Therefore, projects that are in compliance with all Feasibility Study review criteria and are considered to be environmentally acceptable will be considered by the District to be "in the public interest."

## **G. Active Inventory**

The Active Inventory consists of all projects that have successfully completed the steps of the newly revised Credit Program through the evaluation of projects with NEPA Compliance. **Since the program has been revised, any project listed on the Active Inventory prior to March 2006 will need to update their Application and Feasibility Study to conform to the terms and conditions of this document.** The Act describes the Active Inventory in Section 207(b)(2)(B) as follows:

*Each conservation measure that is found to be cost-effective, without significant adverse impact to the financial integrity of the District or a petitioner of project water, environmentally acceptable and for which the requirements of the National Environmental Policy Act of 1969 have been satisfied, and in the public interest shall be deemed to constitute the 'active inventory'.*

Once a project is listed on the Active Inventory, it may remain indefinitely until it is either funded, or Credit Program funding is exhausted. Project applicants may be required to update their feasibility studies annually to remain eligible for grant funding based on future changes to the Credit Program. At anytime, and for any reason, an applicant may request in writing that their project is removed from the active inventory. Once removed, an applicant would need to resubmit an application and feasibility study according to the program schedule in order to be reconsidered for listing on the Active Inventory.

Projects placed on the Active Inventory are done so in no particular order. The Prioritization process outlined below describes how projects are ultimately ranked.

## **H. Prioritization**

The Act requires the District to perform a comparative analysis of each cost-effective and environmentally acceptable measure. The prioritization process is part of the continuous process the District has established to determine which conservation measures will be presented to the public and the District Board for grant funding considerations. The purpose of the prioritization process is to rank water conservation projects on the Active Inventory.

The actual ranking of projects on the Active Inventory is performed by the Prioritization Committee. The committee is comprised of 8 members, four of which are District Trustees, the remaining four represent State water interests, Agricultural water users, Municipal and Industrial water users, and the environmental community. Committee rankings are based on a comparative analysis of water conservation projects on the Active Inventory on information contained in Feasibility Studies and NEPA compliance documents.

While the committee will rank the projects on a preliminary basis, the final rankings and funding recommendations are made by the District Board of Trustees after a public presentation and comment period. After the District Board adopts a resolution on the rankings and funding recommendations, project feasibility studies and NEPA compliance documentation will be reviewed and accepted by DOI prior to finalizing the necessary grant funding contracts.

The prioritization process will be scheduled by the District and will occur yearly under the updated Credit Program

The Credit Program will prioritize projects based on the following criteria (0-5 point scale):

- Quantity of water conserved
- Environmental enhancement

- Reduction in consumptive use of water
- Total cost per quantity of water conserved
- Public interest
- Educational value

Additional points will be awarded to projects based on the following criteria (0-15 points)

- Conserved water dedicated to the District for instream flows. (See Chapter 2.II.C for more information on the type and nature of this water supply).
- Project provides a direct benefit to the completion of the Utah Lake Water Delivery System (ULS).

Additional points will be awarded to projects based on the following criteria (0-20 points)

- Volume of recycled water which can be counted and applied directly to the contractual obligations of the District under the Utah Lake System (ULS) project repayment contract.
- Volume of water for conjunctive management of surface and groundwater resources.

**Priority in both ranking and funding recommendations will be given to projects determined by the District to be critical to the implementation and success of the ULS project including wastewater recycling. Specifically, wastewater recycling projects will be funded ahead of other water conservation projects.**

## **I. Implementation and Assessment**

Funding contracts will be prepared by the District and follow a set format. All the necessary permits and documentation of other financing sources will also need to be in place prior to committing funds to a project. The funding contracts outline several key requirements of the applicant including the reporting of actual water conservation thru the year 2033, monthly progress reports during construction, a field review of the project during construction and at completion with District and DOI staff, and a final construction report.

The Credit Program grant funding is made available to the applicant in the form of a reimbursement on project expenses. Requests for reimbursement are processed by the District once a month and are paid at 65% of the total request up to the funding limit. These requests should be made by the first week of the month for timely processing. The applicant should make the necessary arrangements with engineers, designers, and all contractors accordingly as the District will process one reimbursement check each month in the name of the applicant who will ultimately be responsible to manage project financing.

## II. CREDIT PROGRAM FUNDING

The federal cost share for implementation of conservation measures shall not exceed 65% of the total project cost. A minimum of 35% of the implementation cost shall be provided by the applicant from **non-federal funds** as the local cost share. Actual federal cost share and grant funding is determined by the District Board of Trustees as outlined above.

As of fiscal year 2006, the District has committed all available Credit Program funds. It is anticipated that additional funding under Section 1(d) of Public Law 107-366 may be available in subsequent fiscal years.

## **CHAPTER 5**

### **PROPOSED CREDIT PROGRAM PROJECTS**

#### **I. FISCAL YEAR 2011 PROJECTS**

In January of 2011 the District Board of Trustees (Board) adopted a resolution approving the 'FY2011 Prioritization Committee – Final Project Rankings –Section 207'. These rankings including funding recommendations for the top three projects as follows:

**Springville City Pressurized Irrigation System - \$9,000,000**

The District will execute funding agreements with these applicants and apply their yearly water conservation savings towards reaching the Credit Program water conservation goal.

## **CHAPTER 6**

### **FUNDING AVAILABILITY**

#### **I. AVAILABLE FUNDS**

As previously mentioned in this document, the original authorization of \$50,000,000 (Indexed) has been committed to projects thru fiscal year 2008 subject to Congressional appropriations. While Section 1(d) of Public Law 107-366 amended the original CUPCA legislation allowing for authorized funds to be transferred from units of the CUP which will not be implemented, funding for additional conservation measures under the Credit Program would not be available until fiscal year 2013, subject to Congressional appropriations.

#### **II. ADDITIONAL FUNDS**

As part of ULS Contract 04-WC-40-120, petitioners of project water will be required to document water conservation within their service area. Entities failing to reduce their per capita water use as detailed in the contract are required to pay a surcharge of 5-15% of their annual repayment obligation. This surcharge will be held in an account for use towards conservation measures in the petitioners service area. Application for these funds will be made thru the Credit Program and projects must meet all program requirements.

(Filed under separate cover – Seventh Edition)

